

The LEDVANCE® Panel LED is designed with the customers' needs in mind. Customers want lighting solutions that provide comfortable, good quality of light and significant energy as well as maintenance savings. Panel LED can be used for new functional lighting system installations or replacement of existing traditional luminaires. It is manufactured under advanced clean room production environment, with premium quality materials. High system efficiency and liability is assured. The wide selection of size configuration, promises easy design, installation and maintenance are a breeze.

Product Features & Benefits

- Integrated edge-lit LCD backlight technology
- Available in 4 standard sizes: 300x600, 600x600, 300x1200 & 600x1200mm
- High system efficacy: 95lm/W
- Standard CCT: 4000K & 6500K
- High color rendering: CRI > 80
- High power factor: PF>0.95
- Slim seamless aluminum white frame elegant design
- Flicker free driver
- Controlled clean room production
- Recess mount with optional surface mount & pendent kit
- Premium grade LPG & diffuser materials from Japan and Taiwan
- IP safe high efficient LED ensure system liability and legal risks free
- Long 30,000hr lifetime reduces maintenance costs
- Safety compliance certificates: CCC & CB

Application Areas:

- Offices
- Retail shops
- Recreational facilities
- Hospitals



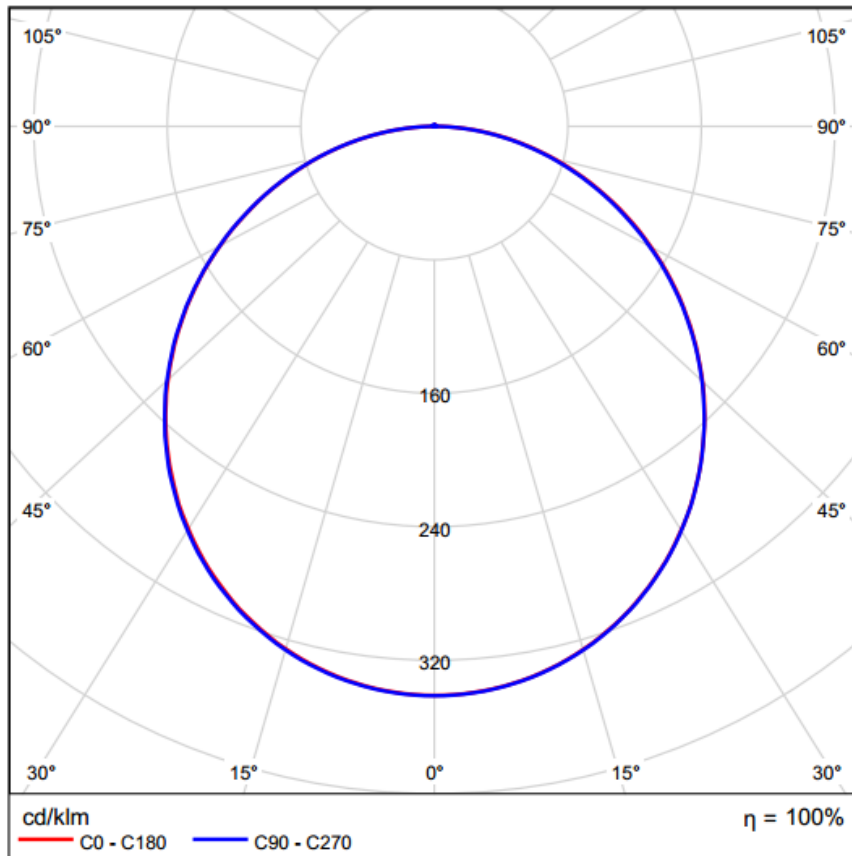
General Specifications

| LEDVANCE® Panel LED | | Panel LED 0612 | Panel LED 0312 | Panel LED 0306 | Panel LED 0606 |
|-----------------------|-----------------------|--|----------------|----------------|----------------|
| Electrical Data | Wattage (W) | 53 | 32 | 17 | 32 |
| | Voltage range | 220 - 240VAC | | | |
| | Power factor | 0.95 | | | |
| | Input current (max) | 300mA | 180mA | 110mA | 180mA |
| | Line frequency | 50/60Hz | | | |
| | Protection class | Class II | | | |
| Optical / Photometric | Rated lumens | 5000 | 3000 | 1600 | 3000 |
| | CCT (k) | 4000 & 6500 | | | |
| | CRI | >80 | | | |
| | System lumen efficacy | 95 lm/W | | | |
| | LED | SMD 2835 | | | |
| | Rated lifetime | 30,000 hrs @ L70 (Ta=25°C) | | | |
| | Operating temperature | -10 - +40°C | | | |
| | Storage temperature | -20 - +70°C | | | |
| Housing | Panel size (LxW mm) | 595x1195 | 295x1195 | 295x595 | 595x595 |
| | Panel size (H mm) | 10.5 | | | |
| | Frame material | Aluminum in white (RAL9003) | | | |
| | Ingress protection | IP20 | | | |
| | Mounting | Recessed mount, with optional surface and pendant kits | | | |

Ordering Codes:

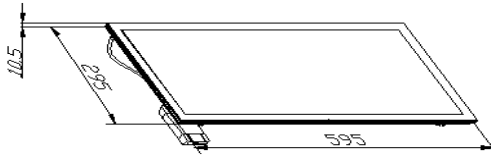
| IC | Description | Shipping quantity | EAN10 | EAN40 |
|-------------|--|-------------------|---------------|---------------|
| AB446350055 | PANEL LED 0606 32W/4000K 230V 4X1 LEDV | 4pcs | 4058075003231 | 4058075003248 |
| AB446360055 | PANEL LED 0606 32W/6500K 230V 4X1 LEDV | 4pcs | 4058075003255 | 4058075003262 |
| AB446370055 | PANEL LED 0312 32W/4000K 230V 3X1 LEDV | 3pcs | 4058075003279 | 4058075003286 |
| AB446380055 | PANEL LED 0312 32W/6500K 230V 3X1 LEDV | 3pcs | 4058075003293 | 4058075003309 |
| AB446390055 | PANEL LED 0612 53W/4000K 230V 2X1 LEDV | 2pcs | 4058075003316 | 4058075003323 |
| AB446400055 | PANEL LED 0612 53W/6500K 230V 2X1 LEDV | 2pcs | 4058075003330 | 4058075003347 |
| AB446410055 | PANEL LED 0306 17W/4000K 230V 5X1 LEDV | 5pcs | 4058075003354 | 4058075003361 |
| AB446420055 | PANEL LED 0306 17W/6500K 230V 5X1 LEDV | 5pcs | 4058075003378 | 4058075003385 |

Polar intensity diagram:



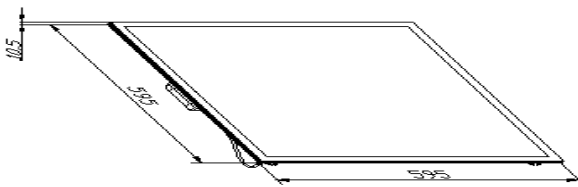
Drawing/Dimensions:

Panel LED 0306



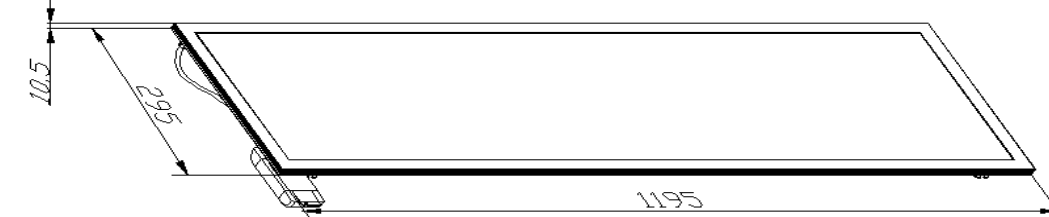
| | Length | Width | Height | Weight |
|---------------|--------|-------|--------|--------|
| Panel LED 17W | 595 | 295 | 10.5 | 1500g |

Panel LED 0606



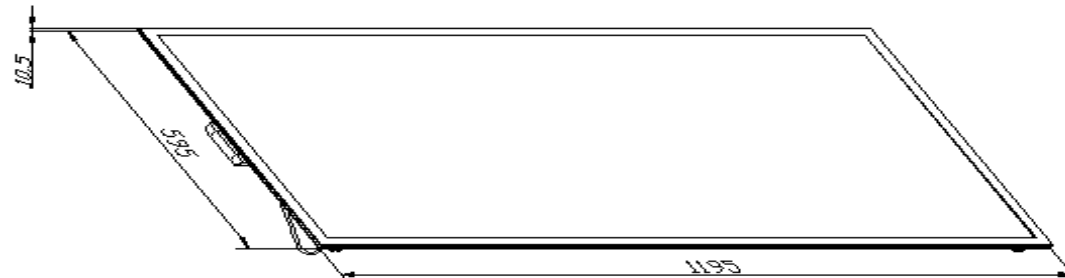
| | Length | Width | Height | Weight |
|---------------|--------|-------|--------|--------|
| Panel LED 32W | 595 | 595 | 10.5 | 3000g |

Panel LED 0312



| | Length | Width | Height | Weight |
|---------------|--------|-------|--------|--------|
| Panel LED 32W | 1195 | 295 | 10.5 | 3050g |

Panel LED 0612



| | Length | Width | Height | Weight |
|---------------|--------|-------|--------|--------|
| Panel LED 53W | 1195 | 595 | 10.5 | 5900g |